



Self-Adjusting 7500 Series CinchSeal



Our **7500 Series CinchSeals** are designed for zero maintenance due to the unique self adjusting design. These are ideal for screw conveyors, bucket elevators, and similar bulk solid applications.

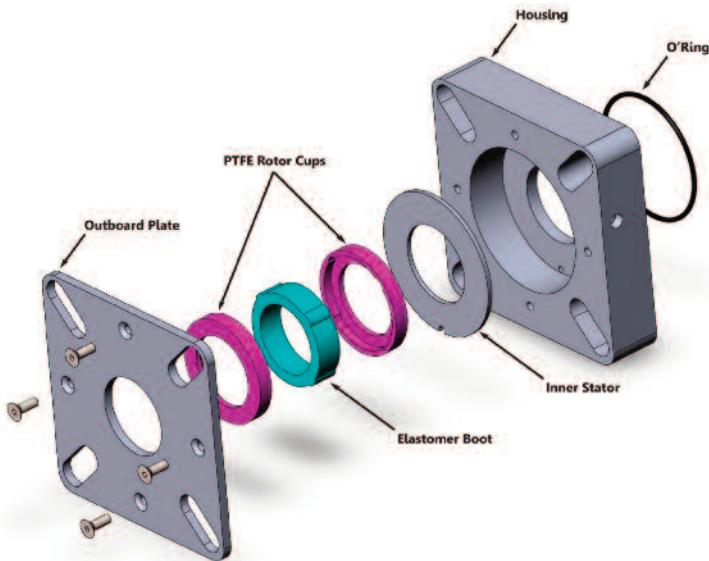
The **7500 Series** consumes 30% less power than packing seals and will not undercut shafts. Fully assembled and possessing a rugged modular design, our **7500 Series** will not leak to foul bearings or contaminate processing areas.

- Designed for C.E.M.A. screw conveyor and bulk handling equipment
- Temperature ranges -50F to 400F
- Designed to accommodate repair kits
- Bolting pattern will accommodate flange mounted bearings
- The housing is machined out of Anodized Aluminum
- Designed to handle linear shaft growth, and 1/4" total radial shaft runout
- Purge with air, 5 to 8 psi above vessel pressure, or silicone grease.
- Zero maintenance due to unique self adjusting design



7550 Assembly

How the 7550 Series Works



Available Accessories

- Seal Repair Kits
- Air Pressure Regulators

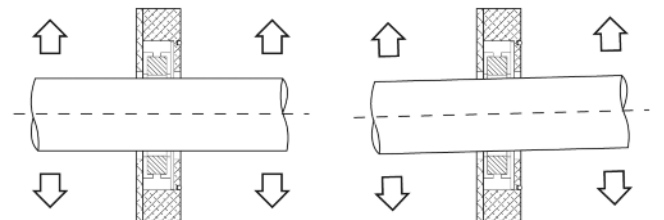
The key component in the 7550 solid seal is the elastomer which is molded out of a special silicon material that can handle temperatures up to 400F. The elastomer is molded slightly smaller than the shaft size so that an interference fit is achieved. It is the interference fit of the elastomer and shaft that not only seals the shaft so product can't migrate past and leak out, but it also causes the internal seal parts to turn with the shaft so that damage to the shaft is eliminated. As the elastomer turns with the shaft it drives a pair of PTFE mineral filled rotor cups against two stationary faces to form the primary seal. The fact that CinchSeal turns with the shaft is what makes it unique and superior to rope packing and lip seals that are stationary and have the shaft turning through them which lead to scored shafts.

As the shaft turns, the elastomer drives two PTFE rotor cups that are being compressed with the optimum face pressure against a stationary face. It is the face pressure between the rotating faces and the stationary faces that stops material from leaking by. The PTFE rotor cups are the softer and sacrificial part of the seal, and are designed to wear and be replaced. Inexpensive re-build kits, which consist of a new elastomer and two new PTFE rotor cups, can be installed in minutes.

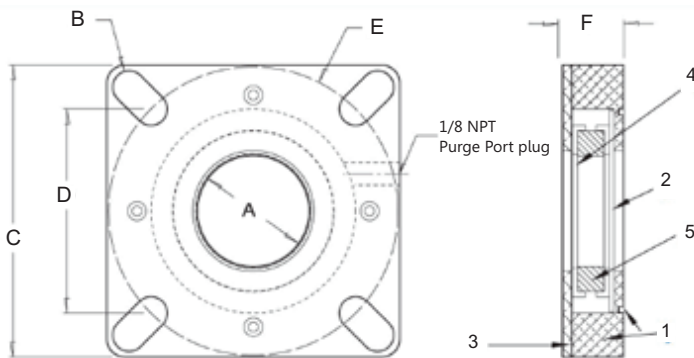
CinchSeal is an air purged seal that performs best when purged with 5 to 8 PSI of air over vessel pressure. The air purge improves seal life by accomplishing 3 things: it creates a higher pressure inside the seal which creates a natural air barrier that helps keep material out of the seal. Keeps the rotating faces cooler, and it adds to the closing force on the seal faces so product can't leak by.

The 7500 series meets all C.E.M.A. Dimensions and is easy to bolt up in place of waste packs, plate seals, and packing glands. Try CinchSeal today and stop all powder and dust leaks on all your rotating equipment.

Self Adjustment and Aligning



The CinchSeal module readily accommodates a reasonable amount of shaft vibration, misalignment or wobble. The rotor cup "floats" against the face of the stator plate so any lateral shaft movement produces nothing more than a slight orbital eccentricity.



1. Housing - O'ring at Inboard
2. Inner Stator
3. Outboard Plate
4. Rotor Cup
5. Elastomer Boot - FDA Approved

DIMENSIONAL CHART

A	B	C	D min	D max	E min	E max	F
1.5	.625	5.375	3.30	4.375	4.709	6.162	1.75
2.0	.750	6.50	4.0	5.386	6.657	7.618	1.75
2.437	.750	7.375	4.5	6.26	6.364	8.856	1.75
3.0	.880	7.875	5.50	6.677	7.778	9.443	1.75
3.437	.880	9.25	6.76	8.052	9.560	11.387	1.75

Confidential, U.S. Pat. No. 7,178,806. These drawings and specifications are the property of CinchSeal, LLC. Not to be released, or used for any manufacturing or sales without written permission. Other sizes and metric available.